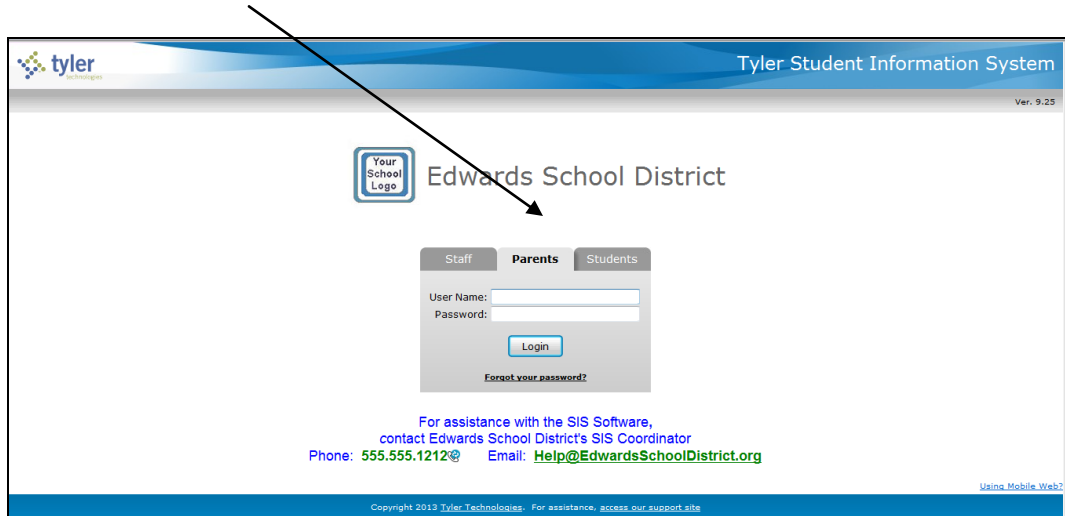


Tyler SIS Parent Portal

Enhance your connection between your children and their education.

To begin using the Parent Portal, follow these steps:

1. Fill out the Parent Portal Registration form and return it to the school.
2. Your password will be emailed to the address you provided on the registration form.
3. Go to the Parent Portal web page: www.nnr6.org (**Click on SISK12 Portal Access button**)
4. Click on the Parents tab and then log in. You must be on the Parents tab in order for your login to work.



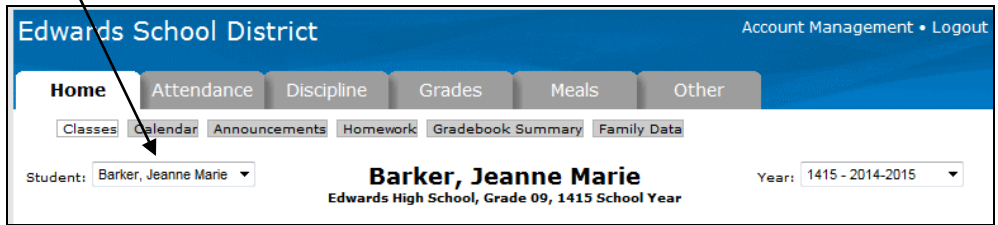
If you have problems or questions about accessing the site, please contact the school where your child is enrolled or the phone number shown at the bottom of the login screen.

NOTE:

- If your email address changes, be sure to contact the school and let them know so your contact info can be updated.
- If you forget your password, click the *Forgot your password?* link, enter your email address, and your password will be emailed to you.
- The Parent Portal supports the following web browsers:
 - PC with Internet Explorer 7 or later (Compatibility View is not required for the Portal)
 - PC and Mac with Firefox version 3 or later
 - PC, Mac, and Android tablet with Chrome
 - Mac and iPad with Safari 5 or later

Once inside the Portal, you will have access to several different areas of information for each child you have enrolled in the district. Each of these areas will depend on what your district has setup. At this time the MS/HS has schedules, grade assignments, grades, lunch balances, announcements, and assessment scores available. The Elementary only has the lunch balances available as they use a different grading system.

If you have more than one child enrolled, select which child's information you wish to view by selecting from the Student dropdown list at the top of the page.



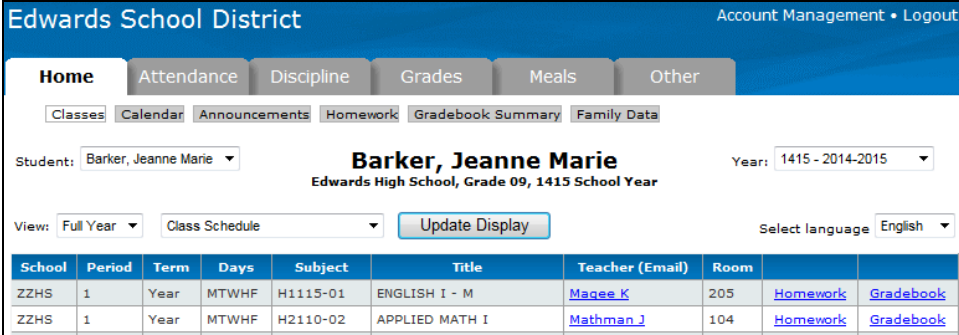
If preferred, the Portal can be displayed in Spanish. Use the Select Language dropdown to select Español. This will translate the fixed text in tabs, buttons, and column headings. Note: Data entered by teachers and administrators will not be translated.



Home Tab

Classes

The drop-downs on this page can be used to select a specific semester, term, or the full year.



The screenshot shows the Edwards School District student portal. At the top, there is a navigation bar with 'Home' selected, and other tabs for 'Attendance', 'Discipline', 'Grades', 'Meals', and 'Other'. Below this, there are sub-tabs for 'Classes', 'Calendar', 'Announcements', 'Homework', 'Gradebook Summary', and 'Family Data'. The student's name is 'Barker, Jeanne Marie' and the year is '1415 - 2014-2015'. The view is set to 'Full Year' and 'Class Schedule'. There is an 'Update Display' button and a language selector set to 'English'. Below this is a table of classes:

School	Period	Term	Days	Subject	Title	Teacher (Email)	Room		
ZZHS	1	Year	MTWHF	H1115-01	ENGLISH I - M	Maqee K	205	Homework	Gradebook
ZZHS	1	Year	MTWHF	H2110-02	APPLIED MATH I	Mathman J	104	Homework	Gradebook

From the class schedule, access the Homework and Gradebook for each class by clicking the appropriate link.

Homework (optional)

Homework for the selected class displays on this page for a set period of time, determined by the teacher.

Gradebook

This screen shows all entries from the gradebook (including all assignments and scores that have been entered by the teacher.) Use the drop-down lists to change the order of the grades or to select a specific term. Click the Update Display button to re-display the page based on your selections.

Calendar

The calendar allows for the viewing of homework assignments for your student(s) if the teacher is using this option (MS/HS building only). Check the All Students box to see the data for all students or leave it unchecked and switch between students by using the Change Students link in the upper left corner. Holding the mouse over the icons on the calendar will display details for that item. NOTE: The default selections for what to display on the calendar can be set on the Account Management page.

Edwards School District Account Management • Logout

Home Attendance Discipline Grades Meals Other

Classes Calendar Announcements Homework Gradebook Summary Family Data

Student: Barker, Jeanne Marie Year: 1415 - 2014-2015

Barker, Jeanne Marie
Edwards High School, Grade 09, 1415 School Year

Show: All Students Homework Attendance Discipline Update Display

Nov - 2014

SUN	MON	TUE	WED	THU	FRI	SAT
			Jeanne 1 ⊗	2	Jeanne 3 🔔	4
5	6	7	8	9	10	11
12	13	14	Jeanne 15 📄	16	17	18
19	20	21	Period: 1 Subject: H2110 APPLIED MATH I-02 Test Friday on Graphing Linear Equations. STUDY, STUDY, STUDY. :)			
26	27	Jeanne 28 🔔	Jeanne 29 🔔	30		

Announcements

Any current announcements from the district are displayed on this page. Use the calendar to change the date and view previous announcements.

Edwards School District Account Management • Logout

Home Attendance Discipline Grades Meals Other

Classes Calendar Announcements Homework Gradebook Summary Family Data

Student: Barker, Jeanne Marie Year: 1415 - 2014-2015

Barker, Jeanne Marie
Edwards High School, Grade 09, 1415 School Year

Announcements for 1/2/2015

Announcements from Edwards High School:

Head Lice Alert

ALERT: This alert has been issued as the result of a higher than average incidence of head lice infestation.

Head lice do not carry any disease, nor does their presence mean that you or your child are dirty. Head lice can infest anyone. To prevent further spread of head lice to other students,

Homework

View the homework assignments for all classes.

The screenshot shows the 'Homework' section of the student's profile. It includes a navigation menu with 'Home', 'Attendance', 'Discipline', 'Grades', 'Meals', and 'Other'. Below the menu are tabs for 'Classes', 'Calendar', 'Announcements', 'Homework', 'Gradebook Summary', and 'Family Data'. The student's name is 'Barker, Jeanne Marie' and the school year is '1415 - 2014-2015'. A date filter is set to '10/15/2014'. The main table lists homework assignments:

School	Date	Class	Gradebook	Homework/Message	Attachments	Teacher
ZZHS	09/30/14	APPLIED MATH I		Test Friday on Graphing Linear Equations. STUDY, STUDY STUDY :)		Mathman J Detail
ZZHS	09/23/14	APPLIED MATH I	Homework-2	Problems 1 - 5 on the attached worksheet	Y	Mathman J Detail

Gradebook Summary

This page shows a calculated grade in each class based on all of the assignments, tests, etc. which have been entered by the teacher. The percentages and grades on this page will change each time new scores are entered into the gradebook.

The screenshot shows the 'Gradebook Summary' section of the student's profile. It includes the same navigation menu and tabs as the homework page. The student's name is 'Barker, Jeanne Marie' and the school year is '1415 - 2014-2015'. There are checkboxes for 'Show Term' and 'Show Progress', and an 'Update Display' button. The main table shows the student's performance across various classes:

School	Per	Term	Subject	Title	Teacher	Prog-1	Term-1	Prog-2	Term-2	Sem-1	Prog-3	Term-3	Prog-4	Term-4	Sem-2
ZZHS	1	Y	H1115-01	ENGLISH I - M	Magee K	74% C	81% B-	64% D	73% C	77% C+					Detail
ZZHS	1	Y	H2110-02	APPLIED MATH I	Mathman J	73% C	79% C+	76% C	74% C	79% C+	65% D	65% D		65% D	Detail
ZZHS	3	Y	CE7800-01	Auto Mechanics	Atoo A										Detail
ZZHS	3	Y	H7105-02	KEYBOARDING	Simmone	40% F	50% F	65% D	62% D-	52% F					Detail

Grades Tab

Letter Grades

All grades for the year for the student are displayed on this page. These are the final grades received for each period. These grades do not appear until the final grade has been assigned for the specified period.

The screenshot shows the 'Grades' tab for student Barker, Jeanne Marie. A button labeled 'Show Progress Grades' is highlighted with a red arrow. Below it is a table with the following data:

School	Per	Dept	Subject	Title	Citizen	T1	T2	X1	S1	T3	T4	X2	S2	Credits	Teacher	Comment
ZZHS	1	Communication Arts	H1116-01	English Modified		B-	C		C+	B				0.500	Berry A	
ZZHS	1	Mathematics	H2110-02	APPLIED MATH I										0.000	Mathman J	
ZZHS	3	Physical Education	H5140-01	9TH PE GIRLS		A	B		A					0.500	Clives H	GOOD ATTITUDE

Click the *Show Progress Grades* button to view the grades that show on a mid-term progress report. Once posted, they do not change, just like Regular Grades. These grades are not usually used for calculating GPAs or awarding graduation credit.

The screenshot shows the 'Grades' tab for student Barker, Jeanne Marie. A button labeled 'Show Term Grades' is highlighted with a red arrow. Below it is a table with the following data:

School	Per	Dept	Subject	Title	Citizen	P1	P2	P3	P4	Credits	Teacher	Comment
ZZHS	1	Communication Arts	H1116-01	English Modified		C	D+				Berry A	
ZZHS	1	Mathematics	H2110-02	APPLIED MATH I							Mathman J	
ZZHS	3	Physical Education	H5140-01	9TH PE GIRLS		A	A				Clives H	GOOD LEADERSHIP ABILITY
ZZHS	3	Practical Arts	H7105-02	KEYBOARDING		F	D				Simmons B	NEEDS CONSTANT SUPERVISION / TALKS INSTEAD OF WORKING

Meals Tab

Charges and Deposits

Use this page to view the student’s lunch account history. Click Detail to view more information about a date including what the student purchased, whether it was charged or a cash purchase, as well as amounts.

School	Date	Breakfast	Lunch	Snack Milk	Deposit	
ZZHS	7/9/2009	0.000	0.000	0.000	0.000	Detail
ZZHS	8/31/2007	0.000	0.000	0.000	-2.500	Detail
ZZHS	5/1/2007	0.000	1.750	0.000	0.000	Detail
ZZHS	1/5/2007	0.000	0.000	0.000	0.000	Detail

Other Tab

Assessments

View the scores for each standardized test this student has taken.

Taken	EW	WR	TypTst	Eng	Ma	Read	SciReason	Comp	Sum	UM	RH	EA	AG	GT	SS	At
08/02/06				33	24	34	25	29								

Taken	Grade	CR	Math	Wrt	Essay	MCSUBScr	Subj1Code	Subj1Scr	Subj2Code	Subj2Scr	Subj3Code	Subj3Scr	CRNat
11/09/06	9	593	620	33	33	11	11	12	22	23	13	33	99

Account Management

The Preferences section allows you to set the default items you wish to show on the Calendar page. Checking All Students will make the calendar show all of your students, regardless of which student is currently selected for viewing.

The screenshot shows the 'Account Management' section of the Edwards School District portal. At the top, there is a navigation bar with 'Home', 'Attendance', 'Discipline', 'Grades', 'Meals', and 'Other'. Below this, the 'Account Management' title is centered. Underneath, the 'Preferences' section is visible, showing a list of items to be displayed on the calendar: 'All Students', 'Homework', 'Attendance', and 'Discipline'. Each item has a checked checkbox. A 'Save Preferences' button is located at the bottom of the form.

If you want to alter your password, you can do so in the Change Password section.

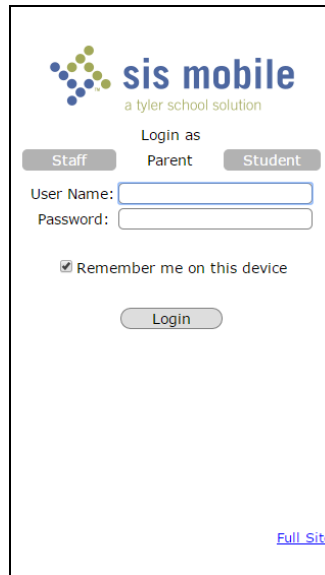
The screenshot shows the 'Change Password' form. It includes a header 'Change Password' and a sub-header 'Your new password should be something you will remember but someone else would find hard to guess. You can use any combination of upper and lower case letters, numbers, and punctuation.' Below this, there are three input fields: 'Current Password:', 'New Password:', and 'Verify New Password:'. A 'Submit Change' button is located at the bottom of the form.

The Login History page shows a record of each time this username has been used to access the portal as well as the IP address being used at the time.

The screenshot shows the 'Login History' table. The table has three columns: 'Date', 'IPAddress', and 'Login Status'. It contains three rows of data, all showing successful logins from the IP address 172.16.2.120.

Date	IPAddress	Login Status
Tue 07/21/09 09:53 AM	172.16.2.120	Success
Tue 07/21/09 08:56 AM	172.16.2.120	Success
Mon 07/20/09 03:44 PM	172.16.2.120	Success

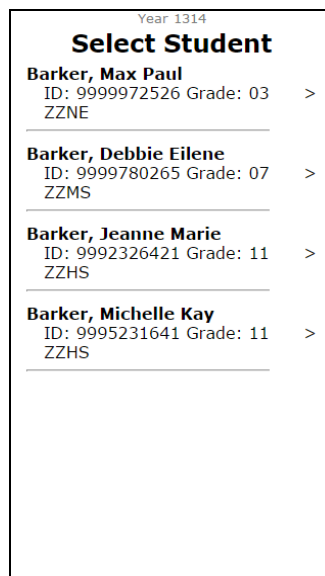
The parent portal can also be accessed using a mobile device such as a smart phone or tablet. When this is done, the program automatically detects the device and takes you to the Tyler SIS Mobile login. The mobile site doesn't have as many view options as the full site – so it is recommended you use the “Full Site” option when logging in on a smartphone.



Make sure that Login as Parent is selected.

If the **Remember me on this device** box is checked, the User Name will fill in automatically the next time this page is accessed. The password will always need to be entered, to maintain security.

****** The full (non-mobile) site can be accessed by clicking the **Full Site** link in the lower right corner. If Tyler SIS is being accessed via a tablet or a phone with a large screen, the full site may be preferred.



After logging in, the first screen lists each of the students in the family.

Edwards High School 1314

Menu

Barker, Jeanne Marie

Today's Schedule

Per 1 - BIOLOGY
Sligh, Elizabeth I - Rm 301

Per 2 - ENGLISH III
Sandiford, John H - Rm 105

Per 3 - GEOMETRY
Griffing, Christina R - Rm 214

Per 4 - ADV CHILD DEV, CARE & GUIDANCE
Mcintyre, Tara R - Rm 112

Per 5 - ACADEMIC CAREER LAB
Shoemaker, Paula U - Rm 209

Per 6 - AMERICAN HIST
Holiman, Mary R - Rm 313

When a student is selected, Today's Schedule is displayed.

Edwards High School 1314

Menu

- Menu
- Select Student
- Schedule
- Attendance
- Logout

Barker, Jeanne Marie

Today's Schedule

Per 1 - BIOLOGY
Sligh, Elizabeth I - Rm 301

Per 2 - ENGLISH III
Sandiford, John H - Rm 105

Per 3 - GEOMETRY
Griffing, Christina R - Rm 214

Per 4 - ADV CHILD DEV, CARE & GUIDANCE
Mcintyre, Tara R - Rm 112

Per 5 - ACADEMIC CAREER LAB
Shoemaker, Paula U - Rm 209

Per 6 - AMERICAN HIST
Holiman, Mary R - Rm 313